



ENGINEERED FOR
FAST &
EASY
INSTALLATION

PIPING | THE SIMPLE SOLUTION

KPS Piping: Conductive & Non-Conductive
Petrol | Diesel | Jet-A1 | Ethanol Blends | Alcohols
Resins | Conduits



www.kpsiping.com

PIPING | WHAT'S NEXT

KPS Piping: The Simple Solution

Petrol | Diesel | Jet-A1 | Ethanol Blends | Alcohols | Resins | Conduits

Specified and installed by oil companies around the globe for over 25 years, the KPS piping system is engineered around safety, easy installation, and performance. In fact, KPS' secondary containment electrofusion fittings are the only system on the market to weld both pipe walls simultaneously.

No Leaks, No Permeation

Engineered for all current liquid fuels and many chemical products, KPS electrofusion piping is made from high-density polyethylene (HDPE) with an EVOH barrier far surpassing the EN 14125 standards.

For sensitive areas and fluids (like fuel transfer) KPS' double wall (multi-layer) electrofusion piping system provides an extra layer of protection. All double wall KPS bends, electrofusion fittings and tees also have permeation protection and an interstitial space.

Technical Support & Training

KPS offers technical support from the beginning to the end of every project, including drawings, site surveys, on site training and pipefitter certification.

Approvals

EN 14125, ATEX 137, EN 13463-1 plus many other country or fuel specific standards.

For a full list of certifications and approvals, visit the resources page on the KPS website: www.kpspiping.com/resources

Local Service. Globally

Regionalised manufacturing, and a worldwide network of employees and distributors, ensures hands-on support, local service and solutions, around the globe. KPS piping is manufactured in Sweden for the EMEA region under the watchful eye of the KPS technical team, ensuring consistent quality.



SEE IT INSTALLED
Click Here to Download
Our Case Study Book



Thermal Power Plant, France

Engineered For Fast & Easy Installation

Conductive & Non-Conductive

Key Benefits

- Engineered for fast and easy Installation: reducing cost and build time
- Compact electrofusion fittings, elbows and tees
- Conductive (electrostatically safe) or non-conductive
- Zero permeation EVOH barrier, protecting the environment
- Corrosion-free
- Technical support, training and certification (classroom and on site)
- Approvals: EN 14125, ATEX 137, EN 13463-1 plus many other country or fuel specific standards
- Leak detection & interstitial monitoring (secondary containment / multi-layer)
- Lightweight
- Available in straights or coils
- Operating pressure 3.5 bar (test pressure 5 bar to 30 bar)
- Temperature rating -20°C to +50°C


Fluid Compatibility

- Petrol
- Diesel
- Biodiesel
- Ethanol blends*
- AdBlue
- Jet-A1
- Alcohols*
- Acids*
- Chemical products*
- Other*

*For full compatibility details, contact KPS at info@kpspiping.com



Maxol AdBlue Manufacturing Facility, Ireland



Fuel Delivery Jetty for Primary Generator, Maldives

KPS Piping: The Simple Solution

Products

All piping is available in conductive or non-conductive (excluding conduits) and includes a comprehensive range of compact easy-install electrofusion fittings. Custom solutions are also available.




Secondary Containment (Double Wall)

- 125/110mm 4"
- 75/63mm 2"
- 40/32mm 1"



Primary Containment (Single Wall)

- 110mm 4"
- 63mm 2"
- 32mm 1"
- 90mm 3"
- 54mm 1 1/2"
- 25mm 3/4"




Conduits

- 75mm 2"
- 32mm 1"



For More Information
[Contact KPS](#)
or visit our [website](#)



SEE IT INSTALLED
Click Here to Download
Our Case Study Book



Depot Facility, France

Industries & Applications



Leak Detection System



Electrofusion Welding System Equipment



Installation Tools & Equipment

The KPS plastic piping system provides easy-install, safe, long-term fluid transfer solutions for a broad range of industries and applications.












Industries

-  Power Supply: Critical Power & Backup Generators
-  Residential & Industrial Heating
-  Chemical Processing
-  Nuclear
-  Salt Water / Desalination Plants
-  Fleet, Commercial & Public Transport Vehicle Refuelling
-  Depot Facilities
-  Service Stations & Forecourts

Other Industries & Applications

Looking for an application or industry you don't see here? Give us a call: +44 (0) 1756 799 773 or send us an email: info@kpspiping.com

Applications

-  Data Centre Power Supply
-  Hospital Generators
-  Fuel Transfer (Oil, Lubricant Oil, Jet-A1, Petrol, Diesel, Ethanol Blends, Alcohols)
-  AdBlue / Diesel Exhaust Fluid (DEF) Transfer
-  Marinas, Ports & Harbours
-  Airports
-  Military
-  Polluted Water Transfer
-  Hydrocarbon Drainage
-  Cable Protection & Wire Management (Conduits)
-  Other Fluid Distribution



Depot Facility, France



EDF Thermal Power Plant, Saint Pierre, France

KPS Piping: The Simple Solution

Technical Specifications

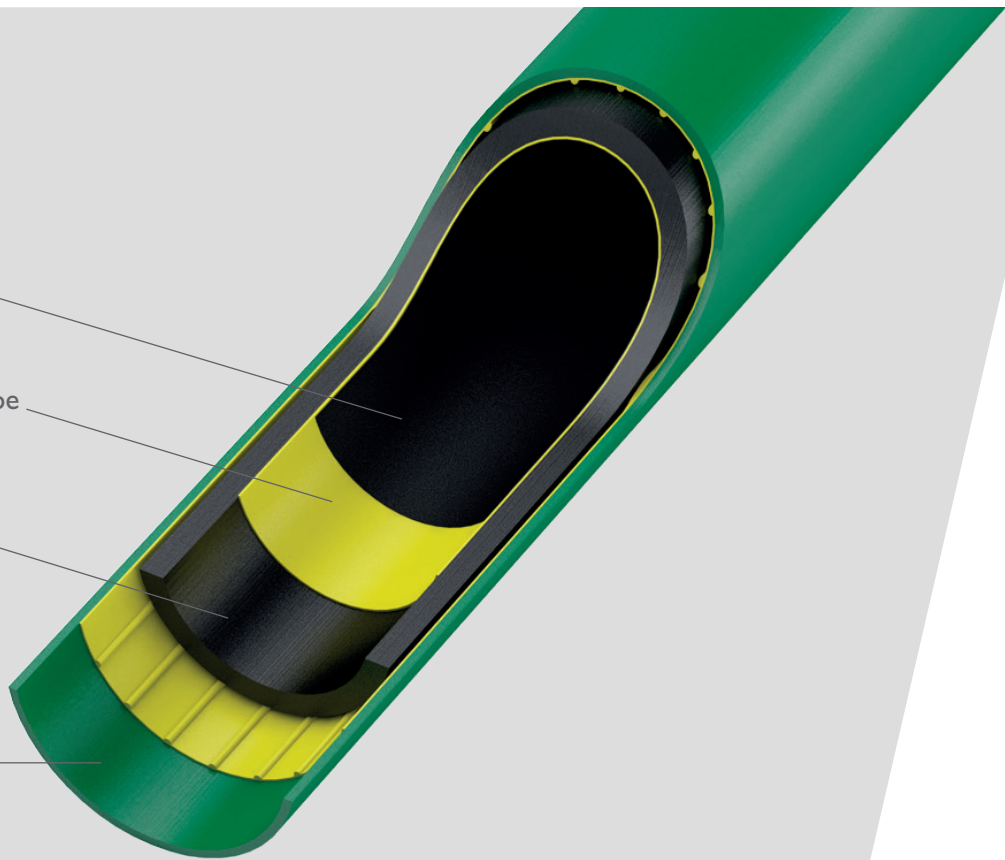
Pipe Structure

Conductive lining
primary pipe

EVOH permeation
barrier primary pipe


Polyethylene
primary pipe

Polyethylene
secondary pipe



Permeation Barrier Layer

Ethylene Vinylalcohol Copolymer
with superior barrier properties
towards fuel vapours.



SEE IT INSTALLED
Click Here to Download
Our Case Study Book

Mechanical & Physical Properties

The KPS piping range is tested and approved according to EN 14125. Hydrostatic pressure testing is performed at 23°C and after conditioning at 50°C. At 23°C pipework is pressurised to the lower test pressure for 5 min and the higher test pressure for 1 min, see table (right). After conditioning at 50°C pipework is pressurised to the lower test pressure for 5 min.

Vacuum testing is performed on pipes intended for vacuum suction including vent, vapour recovery and secondary containment type C2.

Test vacuum is specified in table. Pipework is also (for positive pressure) subjected to cyclic pressure testing at 21.5°C. Pressure is varied between 1.0 and 4.0 bar for 1.5×10^6 cycles.



Operating & Test Pressures [EN 14125]

All Measurements in [bar]	Operating Pressure	Test Vacuum	Lower Test Pressure	Higher Test Pressure
Primary Delivery Pipework (Positive Pressure)	3.5	-	5.0	30.0
Primary Delivery Pipework (Vacuum Suction)	-0.6	-0.9	5.0	30.0
Vent & Vapour Recovery Pipework	1.0	-0.9	5.0	30.0
Fill Pipework	1.0	-	5.0	30.0
Secondary Containment Type C1	0.5	-	1.0	5.0
Secondary Containment Type C2*	-0.5 to 4.5	-0.6	5.0	10.0

*KPS approval includes secondary containment type C2

Physical & Chemical Properties

	Value	Test Method
Temperature Range	-20 to 50°C	EN 14125
Bend Radius	20 × d	-
Crush Resistance	2000 N	EN 14125
Puncture Resistance	500 N	EN 14125
Impact At -20 °C	> 8.8 J	EN 14125
Fuel Compatibility	Wide range of commercially available fuels*	EN 14125, UL 971
Fuel Permeation	< 0.2 g/m ² ·d	EN 14125
Static Electricity	Insulative	EN 13463-1, CENELEC TR50404
Weathering (UV-stability)	> 3.5 GJ/m ²	EN ISO 16871, EN ISO 4892-2
Estimated Working Life	30 years	EN 14125, ISO 9080



Contact Us

Call: +44 (0) 1756 799 773 Email: info@kpspiping.com

Visit: www.kpspiping.com

Interested In Becoming A Distributor?

We are always looking to find new partners in countries where we don't currently have a partner please email us at info@kpspiping.com